



*An Illustrated Guide to
Tamegonit Lodge Memorabilia
1939-2009*

By Kory Lewis

**An Illustrated Guide to Tamegonit Lodge Memorabilia
1939-2009**

By

Kory Lewis

First Edition

All Images and Content Copyright © 2009
Broad Kaw Valley Publishing

Hobbies are an antidote to Satan's little games. – Lord Robert Baden-Powell

Acknowledgements

I will always be grateful to Gene Tuley for helping me start my collection and to my Mom and Dad for encouraging me to be active in Boy Scouts, Camp Staff and Order of the Arrow.

Special Thanks to Bob Baldwin, John Baldwin, Don Baldwin, Bill Bemmels, Ryan Meador, and Rob Norris for their contributions to this effort.

Additional thanks go to Gene Adams, Mike Berenson, Kirk Doan, Andy Dubill, Dave Evans, Robert Marquardt, Mike Schnieders, Jody Tucker and Gene Tuley for providing images of items from their collections.

Finally, an extra special thank you goes to my loving (and extremely understanding) wife, Melinda Lewis.

*Cover art depicts the original artwork for Tamegonit Lodge's first arrowhead-shaped patch.
Courtesy of Robert C. Baldwin.*

Table of Contents

Foreword

Introduction

Arrowheads (A) 1-1

Twill Flaps (F) 2-1

Solid Flaps (S) 3-1

Jacket Patches (J) 4-1

Rounds (R) 5-1

Odd Shapes (X) 6-1

Pies (P) 7-1

Chenille (C) 8-1

Leather (L) 9-1

Neckerchiefs (N) 10-1

Summary 11-1

Oddities, Rarities, and Fakes 12-1

Paper Items 13-1

Foreword

One year as teenager on spring break, I took a day trip to Lawrence, Kansas to take in the sites and walk on Massachusetts Avenue. Part of the trip included a visit to Quantrill's Antique Mall. It was there in the basement, pinned to a piece of felt, that I found my first Tamegonit Lodge arrowhead (A3) for \$.50 along with some other vintage rank patches. It was truly a fortunate find for a young collector just starting down the path of accumulating all of the issues from my lodge. On subsequent trips back to Quantrill's, I would return back to that booth in the basement, just to see if they had "restocked" that item, or if anything else similar would show up. While I didn't strike luck again, that event got me going towards finding all of the issues I could. Before eBay, I would wait for the next mail-order patch list to arrive, attend local trade-o-rees, hit the after-show trading spots at NOAC, and go to all of the lodge events that I could to get the latest issues and maybe have some luck in trading for some old ones. Now I casually peruse the offerings on eBay in hopes of finding something new or to fill a hole in my collection.

The patches and other memorabilia in this book represent a tangible link to the past. While these items are no substitute for the true ideals of the Order of the Arrow, it is important to preserve as much of the history and events associated with our lodge as possible, of which these images are a small part.

Hopefully you find the book useful and informative, and I wish you luck in your collecting endeavors. If you find an error or have additional information that should be included in subsequent revisions of this book, please contact me. I am always open to suggestions on how to improve this volume and would enjoy hearing from you.

Kory Lewis
broadkawvalley@gmail.com

Introduction

Many collectors have a goal of having a complete collection. Before setting off down that path, it is important to know what a complete collection is and whether it is attainable. Do you collect only the flaps, or just the odd-shapes, or issues before a certain year? It would be a great folly to turn down a difficult-to-find odd-shape issue just because it is not part of your original collecting goals. At this point, the author is unaware of a collector who has all of the issues (excluding prototypes, oddities and rarities).

This book attempts to compile an illustrated collection of the major issues (excluding varieties) from the first 70 years (1939-2009) of Tamegonit Lodge #147, based at Camp Theodore Naish Scout Reservation. The numbering system closely follows the **Blue Book**, Standard Order of the Arrow Insignia Catalog, Sixth Edition 2006 version, with a few exceptions. In cases where a deviation occurs, a note has been included to explain. For issues with multiple varieties of an issue, the differences are listed, but not all are pictured. The image shown is identified in **bold** text. The information in this book was gathered from a variety of sources including email correspondence with lodge members and *Tamegonit Lodge, The First Fifty Years*, December 1994.

For those seemingly unattainable issues, this book can also represent a virtual and vicarious collection for you. This book should also serve as a starting point to encourage collectors to seek out those rare and one-of-a kind items so that the rest of the collecting community can see what you have found.

Organizationally, the book is separated into sections by memorabilia type: arrowheads (A) including neckerchiefs and neckerchief slides, twill flaps (F), solid flaps (S), jacket patches (J), round patches (R), odd-shaped (X), pie-shaped (P), chenille (C), leather (L) and neckerchiefs (N). Additionally, there is a section on oddities, rarities and fakes. This section includes prototypes and other interesting items. Finally, a small collection of paper items related to lodge-issued patches is included.

The collection summary section is a discussion of what might be some of the limiting factors to your collection and a call for anyone who has a “complete collection” to make him or herself known.

A final note: This book does not include a section on event patches. That may be a project for another day.

Arrowheads

The arrowhead neckerchief patch represents the first patch issued by Tamegonit Lodge. Designed by Bob McNair in the early 1950s, the patch was first made available to lodge members at the council office in Kansas City, Kansas and at the Camp Naish administrative building.

The design of the patch includes a likeness of the totem pole located in Camp Naish's South Camp at the time of the patch's design. Additionally, at the base of the totem pole is a rectangular shape that represents a split shingle used for signs around Camp Naish during the 1950s. Within the blue shape, there is the "TN" brand which represents Camp Naish. The combination of the "TN" brand and the similarity in shape between the property line and the state of Tennessee lead some to believe that this patch is actually associated with Tennessee in some way.

Three issues exist: A1, A2, and A3. As indicated in the *Blue Book*, three varieties have been identified for the A1. In addition to the three regular issues, a unique variety has surfaced. It appears to have white thread detail instead of blue detail within the split shingle shape. The patch it is near mint condition and close inspection of the threads does not indicate any residual blue color that may have remained if these threads had faded. Two examples are shown in this section. Another specimen, sewn to a neckerchief, has been located in a collection as well. Additionally, a fourth specimen was found during the preparation of this book. If you are familiar with this patch or have additional information regarding it, please contact the author.

The cut edge design of the patch has yielded several interesting varieties of the arrowhead patches. Of particular note, are those in which the base cloth has not been fully cut away from the patch. Two examples of this are shown in this section.

Highly sought after by any collector of Tamegonit Lodge issues, these patches were originally intended to be sewn on a neckerchief. Directions for assembling a lodge neckerchief have been located for the more recent pie-shaped patch. Dated 1974, these instruct the arrowman to use a white material (no specific type specified) for the neckerchief, add a ¾" baby blue ribbon for Brotherhood membership and a ¼" red ribbon on top of the blue to indicate Vigil membership. In comparing arrowhead neckerchiefs and neckerchiefs with the pie-shaped patches, it is apparent that these directions were carried forward from the arrowhead days.

In addition to the more common white neckerchief assembled with the previously discussed white neckerchief and blue and red ribbons, a neckerchief using red cloth with a white ribbon has surfaced. An image of this neckerchief is included in this section. If you are familiar with this patch or have additional information regarding it, please contact the author.

One collector contacted for this book has amassed a collection of over 50 arrowhead patches. Most of the rarities shown are from that collection. Does anyone have more?

To complement the neckerchief, a neckerchief slide of the same design was also available to lodge members. Two standard neckerchief slides are known to exist, each made of layered wood construction and hand painted with four colors (white, blue, brown, red). The layered wood design provides relief to raise the totem pole and border above the background. One measures 2 9/16 inches in height and the other is 2 15/16 inches in height. The smaller wooden slide was made by Ed Bishop of Lawrence, Kansas. These were sold privately, not through Tamegonit Lodge or Camp Naish. According to Gene Tuley, who has communicated with Mr. Bishop, the slides were originally sold for \$1.¹

Additionally, a plastic version of the slide exists. This slide has a plastic neckerchief holder on the back that is glued to the plastic arrowhead body. Mr. Bishop was also involved in creating these slides.¹

According to John Baldwin, a Camp Naish staff member during the 1950s-60s, blank arrowhead neckerchief slides were available for purchase at camp with instructions on how to carve the pattern. Handicraft lodge tools were available for these projects.² Two examples of this type of slide are pictured in this section. One slide is larger than the layered wood construction types and is made of a single piece of wood with a wooden neckerchief holder.

Additional homemade versions are known to exist, two examples are shown. The scout shown in the picture below has yet another version of the slide, which appears to be larger than the examples shown in this section.

Ed Bishop, creator of the arrowhead slide, holding an unpainted specimen.




Image courtesy of Gene Tuley

Unknown, highly decorated Scout with arrowhead neckerchief slide.



Image courtesy of Mike Schnieders

¹ Personal communication with Gene Tuley, January 2009

² Personal communication with John Baldwin, November 2008



A1

Description: Arrowhead neckerchief patch

Varieties: A1a (brown circles around eyes touch, light blue details), A1b (circles touch, pale blue details), A1c (circles do not touch, light blue details)

Notes:



A2

Description: Arrowhead neckerchief patch

Varieties: None

Notes:



A3

Description: Arrowhead neckerchief patch
 Varieties: None
 Notes:



A1x

Description: Arrowhead neckerchief patches
 Varieties: None
 Notes: Blue detail shown in white, origin unknown



A1

Description: Arrowhead neckerchief patches with base cloth still attached outside of embroidered area
 Varieties: None
 Notes:



A3

Description: A3 on Ordeal neckerchief
Varieties: Many
Notes:



A2

Description: A2 on neckerchief with blue Brotherhood ribbon
Varieties: Many
Notes: Neckerchief belonged to Gerald Carden, author's father-in-law



A1

Description: A1 on neckerchief with Vigil ribbons
Varieties: Many
Notes:



Small wooden slide, black details



Small wooden slide, red-brown details



Small wooden slide, unpainted



Homemade plaster slide



Large wooden slide



Homemade wooden slide



Plastic slide

Description: Variety of arrowhead neckerchief slides
Varieties: Many
Notes:



A2

Description: A2 on red neckerchief with white ribbon

Varieties:

Notes: Origin and use unknown.



A1x

Description: A1 with white details on neckerchief
Varieties:
Notes:

Twill Flaps

Twill flaps, generally described as a patch without full embroidery, include some of the first flaps issued for Tamegonit Lodge. The F1, readily identified by its unique shape and larger size, is the first flap issued by the lodge. The design was developed by Bob Baldwin and Chip Rutledge during the 1954-55 school year at Wyandotte High School in Kansas City, Kansas.³ Design iterations of the original flap are included in the Paper Items section of this book.

Later twill issues include the F2 and F3, which are smaller in size, but similar in design to the F1. The last of the early twill flaps is the F4. The shift from the white background to the green background coincided with the changing of the Camp Naish camper patch background from white to green as well which occurred in the late 1960s.

Later twill issues include the 1985 Boy Scouts of America Diamond Jubilee flaps. These were available for trade at the 1985 National Jamboree. The explanation generally given for the change in text color from black to red is that the black text proved to be too difficult to read and therefore additional patches with red text were made.

Similar in design to the Jubilee flaps are the 1985 Philtrek mylar and trader. The 1985 Philtrek mylar represents the only twill contingent member flap issued by Tamegonit lodge.

Finally, the \$10 Great House Contributor flap (F9) from 1991 is the most recent twill flap issued by the lodge. This patch was sold separately from the S25 and R1 Great House issues but was also intended to raise funds for the construction of the Great House. Sold at the trading post, this issue was not a popular item and was available for several years. The F9 was originally intended to be a fully embroidered flap to be given to contributors of \$100 or more to the Great House fundraising campaign. Upon receipt of the patches it was determined that the patches did not have the desired quality to honor contributors to the Great House. Therefore, it was decided that the F9 would be sold for \$10 and a third Great House patch was made, the S25.⁴

³ Personal communication with John Baldwin, November 2008

⁴ Personal communication with Mike Schnieders, March 2009



F1

Description: Regular issue, first flap, 55x134mm
 Varieties: **F1a** (border same color as letters), F1b (border lighter red than letters)
 Notes: Designed by Chipper Rutledge and Bob Baldwin during the 1954-55 school year.



F2

Description: Regular issue, flat rolled edge, 52x118 mm
 Varieties: F2a, **F2b**, F2c
 Notes:



F3

Description: Regular issue, rolled edge, 51 x117 mm
 Varieties:
 Notes:



F4

Description: Regular issue
Varieties: F4a (flat rolled edge), F4b (regular rolled edge)
Notes:



F5

Description: Boy Scout 75th Diamond Jubilee, 1985
Varieties: None
Notes:



F6

Description: Boy Scout 75th Diamond Jubilee, 1985
Varieties: None
Notes: Black lettering is difficult to read, therefore the lodge re-issued with red lettering (shown as F5).



F7

Description: Contingent mylar flap for Order of the Arrow PhilTrek 1985
Varieties: None
Notes: Very limited production. Two per contingent member.



F8

Description: Trader flap for Order of the Arrow PhilTrek 1985
Varieties: None
Notes:



F9

Description: Great House Fundraiser, 1991
Varieties: F9a (twill left), F9b (twill right)
Notes: \$10 fundraiser flap for Great House construction costs, designed by Mike Schnieders.

Solid Flaps

Solid flaps make up a majority of the issues from Tamegonit Lodge. Among the author's favorite designs are:

The S9 1983 black-bordered NOAC flap. The contrast of the black and green is appealing to the eye and the layout is simple and straightforward. There is no question about the intended use of this flap: 1983 NOAC.

The 8-hour service flap from 1990--again the contrast of the silver and red works well, and the detail in the turkey is clear. This is also one of the first non-regular issues obtained by the author.

The author is also partial to the 1989 Philtrek and National Jamboree flaps. The standard issue from that year is a nice design with the vibrant color scheme, but the white border is a nice touch for setting these special issues apart from the standard 50th anniversary issue.

While these flaps are found with little effort, there are some other issues that will prove to be more challenging to find. The author has probably spent more time than he wants to admit debating and discussing with other collectors what is the most difficult Tamegonit flap to procure for one's collection. Here is a list of some of the most difficult issues (in no particular order):

- \$500 contributor – The name says it all. Although this issue was readily available for purchase, only those who could afford the price tag could obtain this issue (unless a kind benefactor was willing to pass one along). According to Heart of America Council records, 29 of these were sold during the 2000-2001 Endowment campaign. A total of 74 were initially made, and the unsold patches were purposefully destroyed by fire in the Whippoorwill Councilring fire pit at the 2002 Fall Fellowship. Rick Ledgerwood, Jim McDuff, Gene Tuley, and Jody Tucker of the Camp Naish Endowment Committee were in attendance. An image of the burning patches is included on the following page.
- \$200 contributor – Although not as pricey as the \$500, the \$200 Endowment flap is also a difficult issue to obtain. A total of 124 were originally made Thirty two were purchased and the remaining unsold patches suffered the same fiery fate as the \$500 variety.
- Great House Contributor –This issue required a donation of \$100 towards the construction of the Tamegonit Lodge Great House. A total of 360 of these flaps were issued. The list of donors is presented at the Great House. Although the recipients of these flaps are known, as time moves on their whereabouts will become unknown, especially as we move towards the 20th anniversary of the Great House. Additionally, I have seen at least three of these flaps sewn to uniforms or patch jackets, which reduces the number of mint-condition specimens.

- 50-hour service flap – Issued to those who put in 50 hours of service during the 1995 Year of Service, this one is particularly difficult to find. Unlike the previous three, money did not play in to being able obtain this issue; all it took was a lot of time. To the benefit of Camp Naish, there were 25 intrepid volunteers who earned 50-hour flaps. According to the program for the 1996 Winter Banquet at which the flaps were awarded, Floyd “Crowfoot” Everhart (11) and James Koehler (10) were the top two recipients. There were ten total volunteers, including the two previously mentioned, who earned more than one flap. Fortunately for the author, his father Jack Lewis (Vigil Name: Diligent Grumpy Red-Eyed Bear, 1992) was the recipient of more than one 50-hour service flap. According to the program, 59 flaps were awarded, with an additional flap placed in the Great House for display.
- Mylars, Mylars, Mylars – Finally, enough cannot be said about the frenzied pursuit of the NOAC and Philtrek Mylars issued over the years. At once these are the bane and pride of every collector. Obviously, those which are the most difficult to find are those for which only two mylars were issued to contingent members. These include the 1983, 1986, 1988, 2002, 2004, and 2006 NOAC issues and the 1985 and 1989 Philtrek issues. Contingents to the remaining events received four or more mylars.

The following section includes images of all of these issues. As indicated previously, in cases where there are multiple varieties, the issue pictured is identified in **bold** lettering.

Burning the unsold endowment flaps



Image courtesy of Gene Tuley



S1

Description: Regular issue, first solid
Varieties: None
Notes:



S2

Description: Regular issue
Varieties: S2a (numbers away from tail), S2b (numbers touching tail)
Notes:



S3

Description: Regular issue
Varieties: None
Notes:



S4

Description: Regular issue
Varieties: S4a (pale blue details), **S4b (blue details)**
Notes:



S5

Description: Regular issue, 1982
Varieties: S5a (square top corners), S5b (round corners, olive green), **S5c (round corners, dark green)**
Notes:



S6

Description: 75th World Scouting Anniversary, 1983
Varieties: S6a (olive green background), **S6b (dark green background)**
Notes: Made for 1983 World Jamboree contingent.



S7

Description: Contingent mylar flap for 1983 NOAC

Varieties: S7a (silver mylar, olive green background), S7b (silver mylar, dark green bkgd), S7c (silver mylar over white rolled edge, olive green bkgd), S7d (silver mylar over white rolled edge, dark green bkgd)

Notes: 47 total made of S7a and S7b, very limited S7c and S7d.



S8

Description: Trader flap for 1983 NOAC

Varieties: None

Notes:



S9

Description: Trader flap for 1983 NOAC

Varieties: None

Notes:



S10

Description: 45th Lodge Anniversary Issue, 1984
Varieties: None
Notes:



S11

Description: Regular issue, 1984
Varieties: None
Notes:



S12

Description: Camp Naish 60th Anniversary issue, 1986
Varieties: S12a (olive background), **S12b (dark green background)**
Notes: Border color matches Camp Naish 60th Anniversary patch.



S13

Description: Regular issue, 1986
 Varieties: Many varieties exist
 Notes:



S14

Description: Contingent mylar flap for 1986 NOAC
 Varieties: None
 Notes: 55 made. Two per contingent member.



S15

Description: Trader flap for 1986 NOAC
 Varieties: None
 Notes:



S16

Description: Contingent mylar flap for 1988 NOAC
 Varieties:
 Notes: 60 made. Two per contingent member.



S17

Description: Trader flap for 1988 NOAC
 Varieties: **S17a (3 Ws)**, S17b (6 Ws)
 Notes: 750 made. On S17b WWW is offset to make the appearance of 6 Ws. See S16.



S18

Description: Lodge 50th Anniversary
 Varieties: **S18a (yellow border)**, S18b (tan border)
 Notes: 1200 made of each variety. Original design had the wing extended below the flap, similar to the hat pin design for this flap.



S19

Description: 1989 National Jamboree flap
Varieties: None
Notes: 500 made.



S20

Description: Contingent flap for 1989 OA PhilTrek
Varieties: None
Notes: 60 made. Two per contingent member. Numbered on back with ink pen.



S21

Description: Trader flap for 1989 OA PhilTrek
Varieties: None
Notes: 740 made.



S22

Description: 8-hour service flap, 75th OA Anniversary, 1990

Varieties: None

Notes: See *Paper Items* section for completed service hour scorecard. See *Oddities, Rarities and Fakes* section for 1990 NOAC with red border.



S23

Description: Trader flap for 1990 NOAC, 75th OA Anniversary

Varieties: S23a (GRY border, GRY behind 75) S23b (GRY, LGY), S23c (LGY, GRY), S23d (LGY, LGY)

Notes: 800 made.



S24

Description: Contingent mylar flap for 1990 NOAC

Varieties: None

Notes: 200 made. Five per contingent member.



S25

Description: \$100 Great House Contributor, 1991
 Varieties: None
 Notes: 360 made. Awarded at Great House banquet fall 1991, accompanied by R1.



S26

Description: Contingent mylar flap for 1992 NOAC
 Varieties: None
 Notes: 175 made. Five per contingent member. First flap to use left-facing flying turkey.



S27

Description: Trader flap for 1992 NOAC
 Varieties: None
 Notes: 425 made.



S28

Description: 1993 National Jamboree
 Varieties: None
 Notes: Not originally authorized by Lodge Executive Council.



S29

Description: Contingent mylar flap for 1994 NOAC
 Varieties: None
 Notes: Five per contingent member, designed by Mark Denby.



S30

Description: Trader flap for 1994 NOAC
 Varieties: None
 Notes:



S31

Description: \$50 Great House Supporter Flap, 1994
 Varieties: None
 Notes: 230 made.



S32

Description: 8-hour service flap, 1995
 Varieties: None
 Notes: Accompanied by Certificate of Authenticity. See *Paper Items* section for copy of certificate.



S33

Description: 50-hour service flap, 1995
 Varieties: None
 Notes: Accompanied by Certificate of Authenticity, Signed by Lodge Chief David Evans. See *Paper Items* section for copy of certificate.



S34

Description: Contingent mylar flap for 1996 NOAC
Varieties: None
Notes: Four per contingent member. Accompanied by X3



S35

Description: Trader flap for 1996 NOAC
Varieties: None
Notes:



S36

Description: 1997 National Jamboree Flap
Varieties: None
Notes:



S37

Description: Contingent mylar flap for 1998 NOAC
 Varieties: None
 Notes: Four per contingent member.



S38

Description: Trader flap for 1998 NOAC
 Varieties: None
 Notes:



S39

Description: Trader flap for 2000 NOAC
 Varieties: None
 Notes:



S40

Description: Contingent mylar flap for 2000 NOAC

Varieties:

Notes: Four per contingent member.



S41

Description: \$100 Camp Naish Endowment flap, 2001

Varieties: None

Notes: White border, 54 sold, remaining burned.



S42

Description: \$200 Camp Naish Endowment Flap, 2001
Varieties: None
Notes: Silver mylar border, , 32 sold, remaining burned.



S43

Description: \$500 Camp Naish Endowment flap, 2001
Varieties: None
Notes: Gold mylar boarder, 29 sold, remaining burned.



S44

Description: 2001 National Jamboree flap
Varieties: None
Notes: Accompanies YX1.



S45

Description: Regular issue
Varieties: None
Notes: Computer designed (CD).



S46

Description: 2002 NOAC Fundraiser flap
Varieties: None
Notes:



S47

Description: Trader flap for 2002 NOAC
Varieties: None
Notes:



S48

Description: Contingent mylar flap for 2002 NOAC
Varieties: None
Notes: Two per contingent member.



S49

Description: Regular issue, 60x118 mm
Varieties: None
Notes:



S50

Description: Section C-6a Campership Fund Flap, 2004
 Varieties: None
 Notes: Produced by Section C-6a. 208 sets made, sets sold for \$30, used as a fundraiser for NOAC.



S51

Description: Trader flap for 2004 NOAC
 Varieties: None
 Notes:



S52

Description: Contingent flap for 2004 NOAC
 Varieties: None
 Notes: Two per contingent member.



S53

Description: Regular issue, 65x130 mm
Varieties: None
Notes:



S54

Description: 2005 National Jamboree Flap
Varieties: None
Notes: Accompanies YX2.



S55

Description: Fundraiser for 2006 NOAC
Varieties: None
Notes: Spartan is the mascot of Michigan State University, site of 2006 NOAC, accompanies X5.



S56

Description: Trader for 2006 NOAC
 Varieties: None
 Notes: Accompanies X6.



S57

Description: Contingent flap for 2006 NOAC
 Varieties: None
 Notes: Two per contingent member. Accompanies X7. 200 made.



S58

Description: Regular issue, 35x130 mm
 Varieties: None
 Notes: Similar to S53, added "Tamegonit" below fire.



S59

Description: Regular issue, 2009
 Varieties: None
 Notes:



S60

Description: Upper portion of 2-piece 2009 NOAC fundraiser set
 Varieties: None
 Notes: Accompanies X10, set sold for \$5 to raise funds for transportation to NOAC.



S61

Description: Trader for 2009 NOAC
 Varieties: None
 Notes: Accompanies X14. 1,000 made.



S62

Description: Contingent flap for 2009 NOAC
 Varieties: None
 Notes: Two per contingent member. Accompanies X15. 200 made.

Jacket Patches

Four total jacket patches have been issued for Tamegonit Lodge during its history. The first two were issued for the 1986 and 1988 NOAC contingents. Each member had the opportunity to purchase one prior to the conference. Additionally, each contingent member was able to purchase a nylon jacket with the back patch sewn to the back. According to one contingent 1988 member, the price of the jacket was \$35⁵. Included in this section is an image of a jacket from a contingent member to the 1988 NOAC.

The third jacket patch is given to Vigil Honor members of the lodge as part of their Vigil vest. This practice began in 1995 and has continued for each subsequent Vigil class. The vest includes a custom rectangular name patch that indicates the year and Vigil name of the recipient, an image of which can be found in the Oddities, Rarities, and Fakes section of this book. In conjunction with the Vigil vest, the lodge awards a rectangular patch (X4) that is intended to be sewn to the vest for participants in the Vigil process. Unfortunately, this patch has been widely available on the internet, specifically on eBay. The intended use of the patch is to recognize Vigil honor members of the lodge, its widespread availability has turned this issue into a consumer item. It appears that the J3 sold on the Internet is an overrun, but the design is consistent with the regularly issued jacket patch.

For Vigil members in classes prior to 1995, the vest and patches (J3 and name patch) are available for purchase through the lodge.

Finally, the J4 was a regular issue beginning in 2004. The dream catcher design was used in conjunction with the event patches from that year. The event patches were feathers meant to hang below the main jacket patch. This issue remains available for purchase at the trading post.

⁵ Personal communication with Mike Schnieders, January 2009

J2 sewn to nylon contingent jacket.



Image courtesy of Mike Schnieders

Close inspection of inside of jacket reveals contingent member Mike Schnieders' name written in ink pen.



Image courtesy of Mike Schnieders

Tamegonit Lodge NOAC contingent jackets. Available for purchase by contingent members. 1986 (J1) at right, 1988 (J2) at left.



Tamegonit Lodge Vigil Honor member vest with overnight award patches. Note Vigil 50th Anniversary patch, top row center. Translation—Willing Unseen Worker



Image courtesy of Gene Tuley



J1

Description: 1986 NOAC back patch

Varieties: None

Notes: 96 made, one per contingent member, some sewn to nylon jackets.



J2

Description: 1988 NOAC back patch

Varieties: None

Notes: 103 made, one per contingent member, some sewn to nylon jackets.



J3

Description: Vigil back patch

Varieties: Three runs of this patch have been made, each with slight differences in the rendition of the turkey

Notes: Beginning with the Vigil class of 1995, vests with this back patch and a name patch including the name, translation, and year were given to new Vigil members of the Lodge. Overruns available on eBay.



J4

Description: Regular issue, 2004

Varieties: None

Notes: 2004 event patches depicting feathers can be placed below the back patch.

Rounds

For various reasons (awards, anniversary, recognition), the lodge has issued a round patch. As is the tradition, many of these patches are sewn to the ubiquitous patch jackets worn by Scouts and Scouters (much to the chagrin of collectors who prefer items in mint condition).

One of the regular issues from Tamegonit Lodge is the Rim Rock Trail patch. The 11-mile trail, which was constructed in 1981 and has been maintained at times by members of the lodge, takes hikers around the general perimeter of Camp Naish. As shown in this section, there are several different types of Rim Rock Trail patches, and there may be more issues than what is pictured.

Author's Note:

The only time the author hiked the trail in its entirety was at night when while on Camp Staff in 1992. Along with Matt Peters and Aaron Paden, he set off after a closing camp fire. He doesn't recall what time the group finished, but it was before sunrise. Chris Bryan, nature director at the time, requested that the group check in with him upon arriving back to staff village. They did so with everyone in good shape.



R0.1

Description: Rim Rock Trail
 Varieties:
 Notes: Broken TN, cloth back.



R0.2

Description: Rim Rock Trail
 Varieties: None
 Notes: Unbroken TN, cloth back.



R0.3

Description: Rim Rock Trail
 Varieties: None
 Notes: Darker brown cliffs, plastic back.



R0.4

Description: Rim Rock Trail
 Varieties: None
 Notes: Cloth back, CD, no FDL, cut edge.



R0.5

Description: Rim Rock Trail
Varieties: None
Notes: Cloth back, CD, rolled edge.



R1

Description: Great House Supporter
Varieties: None
Notes: Given out at Great House banquet, accompanied by S25, overruns found.




R2

Description: 1993 Participation Award
 Varieties: None
 Notes: 120 made. Awarded at 1994 Winter Banquet.



R3

Description: OA Troop Representative
 Varieties: None
 Notes: Used by OATRs in 1991-92.



R4

Description: 75th Anniversary of Camp Naish, 2001
Varieties: None
Notes: Accompanies 2001 event patches.

Odd Shapes

As their name states, these issues tend to be difficult to define based on their shape. They include ovals, chevrons, octagons and rectangles.

The first two odd-shapes (X1 and x2) were issued as part of the Lodge's 1989 50th Anniversary celebration. The event patches for this year (1989 Spring Conclave, 1989 Fall Fellowship, and 1990 Winter Banquet) combined to form the numeral "50". The oval-shaped patches were intended to fit in the center of the "0" in the "50". The X2 was awarded to members of the Lodge who accumulated enough points during the year based on attending different events (national and lodge), attending ceremonies and meetings, or working hours at Camp Naish. A scan of the author's father's scorecard can be found in the *Paper Items* section of this book.

The X1 was available for purchase through the trading post as part of a set that included the three event patches. The author is grateful to his mother for providing the money to purchase this set on family night during his stay at Camp Naish in 1990.

At the conclusion of the Lodge's 50th Anniversary, the 1990 Winter Banquet, a silent auction was held for the sale of a framed set of the X1 and accompanying event patches. Lodge member Bob Norris won the set for approximately \$50⁶.

Framed 50th Anniversary set, silent auction item at 1990 Winter Banquet



Image courtesy of Rob Norris

⁶ Personal communication with Rob Norris, December 2008

Two additional odd-shaped patches are the Vigil honor participant patches. Specific criteria have been established for Vigil honor members to earn this patch. Initially given out at the 1995 Vigil Banquet, a total of 733 of these patches had been awarded through the 2008 Vigil Banquet. A special version of this patch, with a gold mylar border, was issued for the 2005 50th Anniversary of the first Vigil ceremony for the Lodge. One hundred of these were made; of the total 92 were awarded, one was placed in the Tamegonit Lodge collection, and the remaining were destroyed. The 92 awarded in 2005 were the most ever awarded at one Vigil Banquet, followed by 83 distributed in 2008.

Similar to the J4, the X8 was used to join all of the 2007 event patches together. This is an octagonal shaped patch which can be surrounded by chevron-shaped event patches.

Finally, the remainder of the odd-shaped patches are chevrons which make up the lower portion of the two-piece sets issued for NOAC. Additional chevrons, not issued by Tamegonit lodge, but which were combined with lodge issues for National Jamborees are included in the *Oddities, Rarities and Fakes* section of this book.



X1

Description: Oval center to Lodge 50th Anniversary event patches, 1989-90

Varieties: None

Notes: 102 made. Available for purchase at the Camp Naish trading post for \$18 along with three event patches (1989 SC, FF, 1990 WB).




X2

Description: Lodge 50th Anniversary achievement oval center to Lodge event patches

Varieties: None

Notes: 149 awarded, remaining burned at 1991 Spring Conclave. Awarded at 1990 Winter Banquet, see *Paper Items* section completed achievement scorecard.



X3

Description: Lower chevron for 1996 NOAC
 Varieties: None
 Notes: Three per contingent member. Accompanies S34.



X4

Description: Vigil overnight patch
 Varieties: None
 Notes: Available to Vigil members who fulfill the established criteria. First awarded in 1995, some sewn to Vigil vests, see J3.



X5

Description: Vigil 50th overnight patch, 2005

Varieties: None

Notes: 100 made, 92 awarded. One in Tamegonit Lodge collection, remainder burned.



X6

Description: Lower chevron for 2006 2-piece fundraiser set

Varieties: None

Notes: Accompanies S55.



X7

Description: Lower chevron for 2-piece 2006 trader set
Varieties: None
Notes: Accompanies S56.



X8

Description: Lower chevron for 2-piece 2006 contingent set

Varieties: None

Notes: Two per contingent member. Accompanies S57, three of the beads are illuminated by battery-powered LEDs. 200 made.



X9

Description: Center piece for 2007 activities patches
Varieties: None
Notes:



X10

Description: Jerry Campbell Camping Award with year segments
Varieties: None
Notes: Award sponsored by Tamegonit Lodge to promote year-round camping by Council troops. A year segment is awarded for each year the troop earns the honor. 2008 - X10.1, 2009 - X10.2



X11

Description: Arrow tip for 2008 and 2009 event patches
Varieties: None
Notes: Event patches make the arrow shaft.



X12

Description: Arrow fletching for 2008 and 2009 event patches
Varieties: None
Notes: Event patches make the arrow shaft.



X13

Description: Lower chevron for 2-piece 2009 NOAC fundraiser set
Varieties: None
Notes: 70 is a reference to Interstate 70 and the 70th anniversary of the lodge, accompanies S60.



X14

Description: Lower chevron for 2-piece 2009 NOAC trader set

Varieties: None

Notes: Accompanies S61. 1,000 made.



X15

Description: Lower chevron for 2-piece 2009 NOAC contingent set

Varieties: None

Notes: Accompanies S62. 200 made.



X16

Description: ConSOARvation award, beaver. 2009
 Varieties: None
 Notes: Set of five. Earned by meeting requirements included in *Paper Items* section.



X17

Description: ConSOARvation award, bison. 2009
 Varieties: None
 Notes: Set of five. Earned by meeting requirements included in *Paper Items* section.



X18

Description: ConSOARvation award, eagle. 2009
 Varieties: None
 Notes: Set of five. Earned by meeting requirements included in *Paper Items* section.



X19

Description: ConSOARvation award, bass. 2009
 Varieties: None
 Notes: Set of five. Earned by meeting requirements included in *Paper Items* section.



X20

Description: ConSOARvation award, goose. 2009
 Varieties: None
 Notes: Set of five. Earned by meeting requirements included in *Paper Items* section.



X21

Description: Spirit Award, black arrow, 2009

Varieties: None

Notes: Awarded to non-members of the Order of the Arrow that meet Spirit Award criteria.



X22

Description: Spirit Award, red arrow, 2009

Varieties: None

Notes: Awarded to members of the Order of the Arrow that meet Spirit Award criteria.



X23

Description: Spirit Award, bronze arrow, 2009

Varieties: None

Notes: Awarded to members that achieve bronze recognition through the OA Mentoring Program.



X24

Description: Spirit Award, silver arrow, 2009

Varieties: None

Notes: Awarded to members that achieve silver recognition through the OA Mentoring Program.



X25

Description: Spirit Award, gold arrow, 2009

Varieties: None

Notes: Awarded to members that achieve gold recognition through the OA Mentoring Program.

Pies

Pie-shaped issues are intended to be sewn to a neckerchief, much like the arrowhead issues from the Lodge. The lodge-approved directions for assembling a neckerchief are included in this section. In the author's experience, the pie-shaped issues are most frequently found off of a neckerchief. This could be due to the effort and skill set required to assemble a neckerchief. However, there were certainly several kind mothers who did accomplish this feat, resulting in a wide range of materials, ribbon color and texture variation. Given the variety of materials and construction techniques, the assembled neckerchief can resemble a piece of folk art and is a truly unique addition to a collection.

Also shown in this section is the 1999 Fall Fellowship patch, listed as P3. This patch was created to celebrate the 60th Anniversary of Tamegonit Lodge. At first glance it would appear to be a P issue. In reality it is an event issue, but is included in this book for reference. To celebrate the lodge's 60th Anniversary, the author created a neckerchief following the 1974 instructions for the older P1 and P2 patches.



INSTRUCTIONS FOR ORDER OF THE ARROW NECKERCHIEF -- TAMEGONIT LODGE

Material: White

Size: 29" x 29" x 41"

Ordeal: Plain White

Brotherhood: Add 3/4" width baby blue ribbon sewn 1/2" from edge
on the two short sides of neckerchief

Vigil: Add 1/4" width red ribbon centered on baby blue ribbon

O.A. Neckerchief patch: sewn on back of neckerchief 1/4" from
blue ribbon. The patch is available from the Council Office.

8/76:400:fi

P1

Description: Pie-shaped neckerchief patch

Varieties: P1a (pale blue head, gray/brown turkey), **P1B (blue head, brown turkey)**

Notes: Sewn to neckerchief by lodge members, see directions above.



P1

Description: P1b pie-shaped neckerchief patch on neckerchief.
Varieties:
Notes:



P2

Description: Pie-shaped neckerchief patch, flying turkey
Varieties: None
Notes: Sewn to neckerchief by lodge members, see P1.



P3

Description: Pie-shaped neckerchief patch, 60th Anniversary
Varieties: None
Notes: Used as 1999 Fall Fellowship patch.



Description: 60th Anniversary pie-shaped neckerchief patch on neckerchief
Varieties: None
Notes: Used as 1999 Fall Fellowship patch.

Chenille

This is the briefest of all sections; only one chenille has been issued by Tamegonit Lodge. Pursuit of this piece is shrouded with intrigue and drama. Many collectors have tried and failed to add this to their collection and, as the years go by, relatively few of these issues have surfaced.

The Tamegonit Lodge dance team chenille was produced in 1989. The patch was designed by Joe Schmidt, Sr., dance team adviser and a total of 25 were made. The patches were earned by dance team by attending practices and performances. Members of the dance team were allowed to purchase jackets with the patch sewn to the back, and their name on the front as pictured on the following page⁷.

Two prototype versions from earlier plans to produce a chenille are pictured in the *Oddities, Rarities, and Fakes* section of this book.

Author's note:

Once, when the author was waiting to be seated at Macaroni Grille near 91st and Metcalf, he saw a man standing there with a silver satin jacket. It had a name on the front and the visible stitch marks from where the patch had been on the back. The author regrets being too reserved to approach him about the whereabouts of the patch and how the jacket came into his possession.

⁷ Personal communication with Joe Schmidt, Sr., March 2009

Front of Tamegonit Lodge Dance Team Jacket, with “Joe” stitched on breast



Back of Tamegonit Lodge Dance Team Jacket with C1



Images courtesy of Dave Evans



C1

Description: Dance team chenille
Varieties: None
Notes: Some were sewn to silver satin jackets. 25 made.

Leather

The Wikhetsin program was developed by Kaw Council staff under the direction of Don C. Baldwin. The program was service-related and was intended to provide a unique experience for older campers who had completed a majority of the merit badges offered at camp. One requirement of the program was to be a member of Order of the Arrow. Typically 2-4 scouts were involved in the program per week.

Service projects completed under the program included constructing the marker at the site of the original Naish cabin across the road from the South Camp pool, making a new troop campsite, and clearing and developing a new five-mile hike trail to be used by the Second Class scouts to use for their hike requirement for First Class⁸.

Participants in the program were given a leather Wikhetsin patch, and directors were given a similar patch with the word "Director". It is unclear for how many years the program was active.

⁸ Personal communications with Bob Baldwin, John Baldwin, Don Baldwin, and Bill Bemmels, November-December 2008



L1

Description: Leather Wikhetsin participant patch

Notes: Program began in 1963. Per Bill Bemmels, Director 1964, the major project for this small group of experienced OA campers was to construct the Theodore Naish Memorial across from the (then) south camp swimming pool. There were usually two or three campers per week who participated in the program.



L2

Description: Leather Wikhetsin Director Patch

Varieties: None

Notes: Two known directors: John Baldwin, 1963 and Bill Bemmels 1964, this patch belonged to Bemmels.

Neckerchiefs

As previously discussed, a wide variety of neckerchiefs are associated with Tamegonit Lodge; however, most of these are homemade and not considered actual Lodge issues. Two official issue neckerchiefs have been issued, each for Order of the Arrow election teams. The N1 has the text “Unit Election Team;” the date of issue is unknown. In collecting information for this book, the author has been unable to locate this issue.

The N2 neckerchief has the text, “Election Team,” and was used during the late 1980s to recognize members of unit election teams for the lodge. The author’s brother first received the neckerchief while active in Santa Fe Trail District’s Chapter Three unit election team. The author later wore the neckerchief as part of a unit election team, also for Chapter Three.

The existence of this issue has not been verified at the time of publication. If you have any information regarding this neckerchief, please contact the author.

N1

Description: Unit Election Team neckerchief
Varieties: None
Notes:



N2

Description: Election Team neckerchief
Varieties: None
Notes: Earned by the author's brother, Eric Lewis.

Summary

After perusing the pages of the book and checking all of your shoe boxes, the question is: Do you have them all? Do you have these and then some? Are you ready to search high and low to find the missing pieces of your collection?

Here are a few issues (in addition to those discussed in the *Solid Flaps* section) that might prove to be limiting factors in one's collection.

L1 -Wikhetsin – Unknown to collectors until recently, this is a leather patch issued to arrowmen for participating in a work day at Camp Naish during the summer sessions of 1963 and 1964. Additionally, there is a report of a workday in 1957 during which the Wikhetsin leather was awarded⁹. One of the projects of the Wikhetsin group (1964) was to construct the Theodore Naish memorial in South Camp.

L2 - Wikhetsin Director – Naturally, for the Wikhetsin workers to be well organized, a Director was needed. This piece was given to the director of the program for each of these years. It is unclear how many directors there were for the program.

N1 – Unit Election Team neckerchief - The neckerchief was used to identify election team members representing the Chapter during Order of the Arrow unit elections. To receive the neckerchief, a lodge member had to undergo a lodge-prepared training session.

C1 –Dance Team chenille – This has been a difficult issue from the time of its issue. Due to the limited number of members on the dance team and the requirements to earn the chenille, this issue is extremely difficult to find. In addition to the un-sewn variety, it was also sewn to the back of the silver satin jackets worn by dance team members. The jacket included the dance team member's name on the front and the chenille on the back.

The next section includes some of the oddities and rarities included in some Tamegonit collectors' collections and others that are related to existing lodge issues but were not produced by the lodge. Many of them are one-of-a-kind pieces, and some of them have unknown origins. If you have additional issues, it would be a great service to let other collectors know about them and any additional information you might have about them. Please contact the author to have your item included.

⁹ Personal communication with Jody Tucker, November 2008

Framed Camp Naish Endowment flaps awarded to Rick Legerwood, Camp Ranger, for outstanding service to Camp Naish.



Image courtesy of Gene Tuley

Oddities, Rarities, and Fakes

One of the goals of this book is to bring images of rare and unique items to view for all lodge members and collectors to see. Many of the items in this section are one-of-a-kind, while others were issued by Heart of America Council as part of National Jamboree two-piece sets.

Included in this section are:

1. YX1 – Lower portion of 2001 National Jamboree, issued through Heart of America Council, accompanies S44.
2. ZX1 – Fake of YX1. The most notable difference between the two patches is the silver mylar in the claws on the fake. The original has black claws.
3. YX2 – Lower portion of 2005 National Jamboree issue, produced by Heart of America Council, accompanies S54.
4. Prototype chenille patches for the Tamegonit Lodge Dance Team, 1980. (4a-red, 4b-black)
5. Prototype of F5.
6. Prototype of regular issue flap from mid 1980s.
7. Prototype of S13.
8. Prototypes of the 50th Anniversary flap.
9. A red-bordered 1990 NOAC flap. When the 1990 8-hour service flaps were delivered, two flaps at approximately the middle of each pouch stated “1990 NOAC” rather than “Service”. The author watched as then-Lodge Chief Tom Sullivan destroyed some of the flaps with a Buck knife. At least one escaped the knife.
10. Beaded rendition of 1980s regular issue flap.
11. Tamegonit Lodge Linchen Chapter issue. 100 made.
12. Leather patch showing the name of the Vigil Honor member in English and Lenape and the year of the Vigil Honor.
13. Handicap awareness neckerchief. Given to those lodge members that attended handicap awareness training. Used during the late 1980s.
14. Handicap awareness committee neckerchief. Differentiated by the white piping. Used during the 1980s.
15. P1 odd shape sewn to a white neckerchief with text “Mindful of Our High Tradition”, the slogan for the 1965 NOAC. It may appear to be a contingent neckerchief for the event. However, the lodge totem was changed from the owl to the turkey in the early 1970s, therefore it may have been used for another purpose. Origin unknown.

16. ONATA Great Skill-O-Rama neckerchief. According to Gene Tuley, this neckerchief was associated with an event put on by the members of Tamegonit Lodge's Onata Chapter during the 1980s. The Onata Chapter was associated with the Wild West District which included Johnson County, Kansas. The event was organized by the chapter members to teach scouting skills to Webelos scouts in a round-robin style with ten stations. It was held on a piece of property near the intersection of I-35 and 111th Street. Chapter members who taught the skills received the neckerchief¹⁰.
17. Prototype Vigil chenille.
18. Brass sand cast replica of an arrowhead neckerchief slide. Three total were made.
19. Vigil neckerchief slide made by the late Herb Cast. Over many years Herb Cast (Vigil name: Creative Woodcarver, 1999), a long time woodcarver and Scout from Overland Park, Kansas, made neckerchief slides that indicated the year of attendance at Camp Naish and the familiar TN brand. At the author's request, Mr. Cast painted one of his slide blanks with a likeness of the Vigil back patch (J3).
20. Leather belt buckle with Tamegonit totem.
21. Type 1 Vigil name plate rectangle to be worn on a Vigil vest. The patch includes the Lenne Lenape of the Vigil Honor member and the year of induction. Used for Vigil classes from 1995-2008.
22. Type 2 Vigil name plate rectangle to be worn on a Vigil vest. Used for Vigil classes beginning in 2009.
23. 50th Anniversary Vigil name plate rectangle blank. Used on the vests given to the Vigil class of 2005.
24. Manufacturer's prototype of F9. White background, no border.
25. Manufacturer's prototype of R1. No border.

¹⁰ Personal communication with Gene Tuley, January 2009



1

YX1

Description: Lower chevron for 2-piece 2001 National Jamboree set
 Varieties: None
 Notes: Accompanies S44, issued by Heart of America Council.



2

ZX1

Description: Fake of lower chevron for 2-piece 2001 National Jamboree set, YX1

Varieties: None

Notes: The notable difference between the ZX1 and the YX1 is the silver mylar claws.



3

YX2

Description: Lower chevron for 2-piece 2005 National Jamboree set
 Varieties: None
 Notes: Accompanies S54, issued by Heart of America Council.



4a

YC1

Description: Prototype dance team chenille, red
Varieties:
Notes:



4b

YC2

Description: Prototype dance team chenille, black
Varieties:
Notes:



5

Description: Prototype of F5
Varieties:
Notes:



6

Description: Prototype of regular issue flap from mid 1980s.
Varieties:
Notes:



7

Description: Prototype of S13.
Varieties:
Notes:



8a

Description: Prototype lodge flap for 1989 50th Anniversary
Varieties:
Notes: Red border, gold mylar lettering.



8b

Description: Prototype lodge flap for 1989 50th Anniversary
Varieties:
Notes: Light blue border, gold mylar lettering.



8c

Description: Prototype lodge flap for 1989 50th Anniversary
Varieties:
Notes: Silver mylar border, gold mylar lettering.



8d

Description: Prototype lodge flap for 1989 50th Anniversary
 Varieties:
 Notes: Gold mylar border, gold mylar lettering.



9

Description: Red-bordered 1990 NOAC flap
 Varieties:
 Notes:



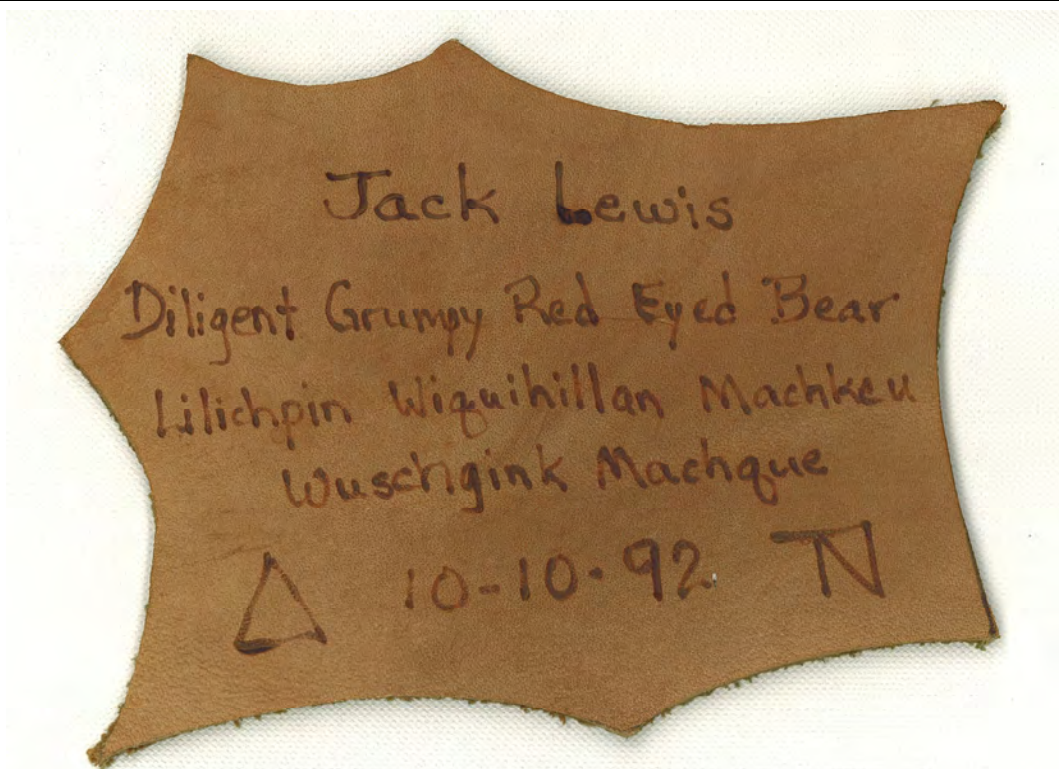
10

Description: Beaded version of regular issue flap
 Varieties:
 Notes:



11

Description: Tamegonit Lodge Linchen Chapter issue.
 Varieties: None
 Notes: 100 made.



12

Description: Leather patch given to Vigil Honor members of Tamegonit Lodge
 Varieties: Each leather patch is specific to the Vigil Honor Member
 Notes:



13

Description: Handicap Involvement Training and Service (HITS) neckerchief.

Varieties:

Notes: Used by trained Tamegonit Lodge members during the late 1980s. Image size reduced. Last used in 1989, HITS committee's last year as part of the Lodge Executive Committee.



14

Description: Handicap Involvement Training and Service (HITS) committee neckerchief.

Varieties:

Notes: Used by HITS committee members during the late 1980s. Last used in 1989, HITS committee's last year as part of the Lodge Executive Committee.



15

Description: P1 on neckerchief with "Mindful of our High Tradition" text
Varieties:
Notes: Origin unknown.



16

Description: Onata Chapter Great OA Skill-O-Rama neckerchief
Varieties:
Notes: Used for Webelos Skill-O-Rama hosted by members of the Onata Chapter.



Description: Prototype Vigil chenille
Varieties:
Notes:



18

Description: Brass sand cast replica of arrowhead neckerchief slide
 Varieties: None
 Notes: Three made.



19

Description: Vigil neckerchief slide made by Herb Cast
 Varieties: None
 Notes:



20

Description: Leather belt buckle
 Varieties:
 Notes:



21

Description: Vigil name plate rectangle to be worn on a Vigil vest
 Varieties: Each name plate is specific to the Vigil Honor Member
 Notes: Translation—Zealous Patch Trader.



22

Description: Type 2 Vigil name plate to be worn on a Vigil vest
 Varieties: Each name plate is specific to the Vigil Honor member
 Notes: Translation—Smiling Rock Climber.



23

Description: 50th Anniversary Vigil name plate rectangle blank with gold mylar border
 Varieties: Each name plate is specific to the Vigil Honor member.
 Notes: Used on the vests given to the Vigil class of 2005.



24

Description: Manufacturer's prototype of F9
 Varieties:
 Notes: White background, no border.



25

Description: Manufacturer's prototype of R1
 Varieties:
 Notes: No border.

Paper Items

In addition to the patches themselves, there are several paper items associated with the lodge issues. Included in this section are:

1. The author's father's scorecard for the 1989 50th Anniversary X1
2. A 1990 8-hour service card signed by former Camp Ranger Lloyd Walker
3. The author's father's receipt for the \$100 Great House contributor flap
4. Wide Game card issued for the 1992 NC-3 Section Conclave showing the patch issues for Tamegonit Lodge
5. A blank 50-hour service flap score card from 1995
6. The certificate of authenticity for a 1995 8-hour service flap
7. The certificate of authenticity for a 1995 50-hour service flap and a scrap of paper included in the plastic bag that indicates the number of the flap, #28, and the recipient's name.
8. A blank endowment campaign form for the \$100, \$200, and \$500 endowment flaps
9. A letter acknowledging the author's contribution for one \$200 endowment flap and one \$100 endowment flap
10. A letter acknowledging the author's contribution for a \$100 endowment flap

Note: In the letter dated September 14, 2000, it is noted that the patches were assigned numbers (#9 for the \$200, and #23 for the \$100). This letter does not include a reference to the patch's number.

11. Original artwork for first Tamegonit Lodge twill flap.
12. Letter from 1957 notifying ordeal candidate of election to Tamegonit Lodge
13. 1993 Lodge Participation Award score card pre-stamped by Lodge Chief Tom Baker.
14. Letter welcoming Arrowmen to the 1958 National Order of the Arrow Conference, hosted by Tamegonit Lodge at the University of Kansas in Lawrence, Kansas
15. Jerry Campbell Camping Award Application
16. ConSOARvation Award requirements
17. Great Onata Skill-O-Ree scorecard

EARN THE
50TH ANNIVERSARY
ACHIEVEMENT AWARD

To qualify for this very special award, you must score at least 1,000 points. This award will be a round patch to fit in the center of the "zero" in the "50" - the special backpatch for the 50th Anniversary.

To receive this award at the Winter Banquet 1990 - the culmination of the 50th Anniversary Celebration - bring this card properly signed and dated to the 1990 Winter Banquet.

Your Name: JACK LEWIS Date: 1-7-89
Address: 404 S. NORMANDY
City/State/Zip: OLATHE, KS 66061
District/Chapter: SFT/3

=====

These may be signed by: Lodge Chief, Either Lodge Vice-Chief, Lodge Secretary, Lodge Treasurer, or 89 OA Coordinator.

=====

ATTEND SPRING CONCLAVE [175 Pts.] 389 J. Alan B. B.
ATTEND FALL FELLOWSHIP [175 Pts.] J. Alan B. B.
ATTEND WINTER BANQUET '90 [175 Pts.] J. B. B.

1a

Description: 1989 50th Anniversary Scorecard, 4.25" x 11", folded in half, 1 of 2
Notes: Scorecard was redeemed for X1 Anniversary Achievement Award.

ATTEND HEART OF AMERICA COUNCIL 6/25-6/30/89 Men Bnd
CAMP - CAMPER OR STAFF [250 Pts.]

COSTUME - [50 Pts./ceremony] Wk Day - J. Allen Bnd

Sp Conclave - J. Allen Bnd

Summer Camp - J. Allen Bnd

ELANGOMAT SERVICE [100 Pts. Each] _____

SERVICE HOURS [50 Pts./Hour] - must be done during
summer camp or council sponsored workdays, NOT at
Spring Conclave or Fall Fellowship. [Naish-Bartle]

Wk Day - April - 5hrs

Wk Day - May - 6hrs

300

89 NATIONAL PHILTREK [150 Pts.] _____

89 SECTION CONCLAVE [150 Pts.] _____

ATTEND 89 NLS [150 Pts. Each] _____

89 NATIONAL JAMBOREE [150 Pts.] Aug 89 JAB

CHAPTER MEETINGS [50 Pts. Each] 2/2/89 Tony Adams
(chapter chief can sign here-only)

2/26/89 Tony Adams

4-6-89 Tony Adams

6/89

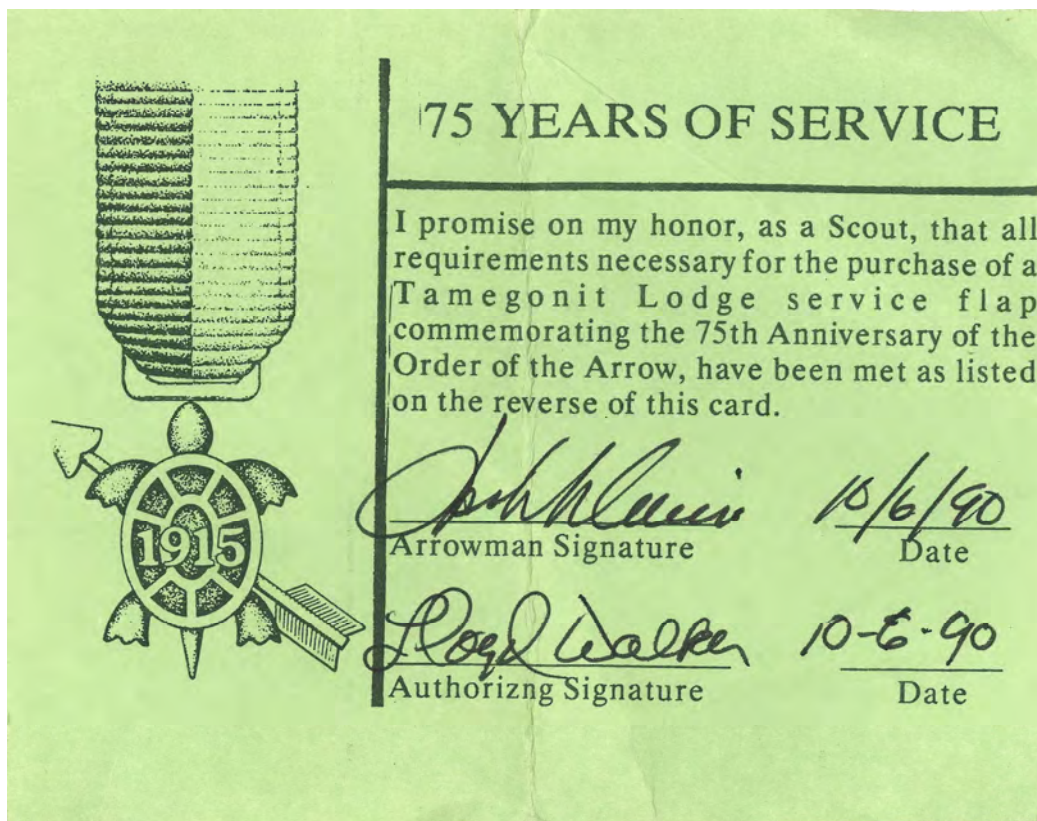
3-2-89 Tony Adams

5-4-89 Tony Adams

1625

1b

Description: 1989 50th Anniversary Scorecard, 4.25" x 11", folded in half, 2 of 2
Notes: Scorecard was redeemed for X1 Anniversary Achievement Award.



1. Give eight hours of service to the Naish or Bartle Scout Reservations. Hours used for any other awards cannot be used toward the eight hours used necessary for the service flap. Camp staff members may not use any hours used for any work while under contract without permission of the camp director.
2. Upon completing the eight hours of service, the Arrowman will have 75th Anniversary Service Flap Scorecard signed by one of the following, verifying that the service was met:
 - A. Camp Ranger
 - B. Camp or Program Director
 - C. 1990 Tamegonit Lodge Office
 - D. 1990 Tamegonit O.A. Coordinator
3. Each Arrowman, after completing the eight hours of service, and having his scorecard signed, will be allowed to purchase one Tamegonit 75th Anniversary Service Flap. One properly signed score-card must be presented for each flap purchased.
4. Patches will be available at lodge events, such as Spring Conclave, and at summer camp.
5. Score cards will be available at lodge events.

FIELD RECEIPT NO. FR **676014**

Date 5/31/ 19 91

This is a **FIELD RECEIPT**. If payer requires a copy of office receipt, please check box below.

Indicate payment: CASH ☐ CHECK ☒

RECEIVED FROM JACK LEWIS & Family UNIT 86

Address 404 S. NORMANDY OLATHE, KS 66061

Amount ONE Hundred And 00/100 Dollars \$ 100.00

For Charter Member Family / GIFTING p6m FLAG, PATCH, NAME ENGRAVE



Received by [Signature] Council BOY SCOUTS OF AMERICA

OFFICE RECEIPT NO. _____

Office receipt requested ☐

No. 4479

White copy to payer • Yellow copy to council service center • Pink copy kept by issuer

FIELD RECEIPT - TO PAYER

3

Description: Receipt for \$100 Great House Contribution

Notes: Signed by Fred Frank, chairman of the Great House fundraising committee.



Tamegonit Lodge #147

Heart of America Council — Kansas City, KS

Lenape Indians — "Leader" — 1939

- | | |
|--|--|
| F 1 Flat Rolled Edge, 134mm wide | S16 1986 Philtrek, silver mylar border |
| F 2 Flat Rolled Edge, 118mm wide | S17 1986 Philtrek, grey border |
| F 3 Rolled Red Edge | S18 Camp Naish 60th Anniv, gold border |
| F 4 Red Rolled Edge, green background | S19 1986 NOAC, silver mylar border |
| S 1 Standing Turkey, dk green back | S20 1986 NOAC, grey border |
| S 2 Standing Turkey, lt green back | S21 1988 regular issue, forest green |
| S 3 Standing Turkey, # touches tail | S22 1988 NOAC, silver mylar border |
| S 4 Vertical Stitching | S23 1988 NOAC, grey border |
| S 5 Flying Turkey, neon green, black fleur | S24 Lodge 50th Anniversary |
| S 6 Flying Turkey, lt green, black fleur | S25 1989 Nat'l Jamboree |
| S 7 Flying Turkey, lt green, red fleur | S26 1989 Philtrek, silver mylar border |
| S 8 1983 NOAC, silver mylar border | S27 1989 Philtrek, white border |
| S 9 1983 NOAC, black border | S28 OA 75th Anniv, silver mylar border |
| S10 1983 NOAC, white border | S29 OA 75th Anniv, lt grey border |
| S11 45th Anniversary, silver mylar border | S30 OA 75th Anniv, dk grey border |
| S12 45th Anniversary, NOAC | S31 Service Flap, red |
| S13 75th World Jamboree | S32 Great House Flap |
| S14 1985 Diamond, black "tamegonit" | S33 Contributor Flap |
| S15 1985 Diamond, red "tamegonit" | |

from the Kirk Doan Collection

4

Description: Wide Game Card from 1992 NC-3 Section Conclave

Notes: A card was made for each of the lodges in the section. The goal was to collect one from each lodge.



Tamegonit Lodge #147 Service Flap Requirements

1. Service (a total of 8 hours for the Eight Hour Service Flap and 50 hours for the Fifty Hour Service Flap) to Theodore Naish Scout Reservation must be accomplished after January 1, 1995, and cannot be used for any other award except the Elangomat or Elangomat Adviser Coup. Members of the summer camp staff may not use hours worked while under contract without the permission of the Camp Director or Program Director.

2. Upon completion of service hours, the Arrowman must have this card signed by any two of the following officials verifying the time requirement was met:

Camp Ranger
Reservation Director
Tamegonit Lodge Chief
Tamegonit Lodge Adviser
Order of the Arrow Coordinator

If service hours worked are less than the amount needed to qualify for the Flap, progress toward completion of total service hours must be recorded and approved by one person from the above list.

Eight Hour Service Flap

Each Arrowman that successfully completes requirements 1 and 2 may purchase one Eight Hour Service Flap. Arrowmen wishing to purchase additional Service Flaps must also complete additional service hours and submit completed cards.

Fifty Hour Service Flap

Only sixteen hours (two eight hour service flaps) may be counted towards completion of the Fifty Hour Service Flap. Time served beyond sixteen hours may not be used to earn both the Eight Hour Service Flap and the Fifty Hour Service Flap. Each Arrowman that completes requirements 1 and 2 will be awarded one Fifty Hour Service Flap.

ORDER OF THE ARROW TAMEGONIT LODGE SERVICE FLAP

Arrowman _____
Name _____
Address _____
Street _____
City _____ State _____ Zip _____

Has completed the requirements for the:

(Check One)

Eight Hour Service Flap

☐

Fifty Hour Service Flap

☐

Signed _____

Date _____

Signed _____

Date _____



Progress to Completion

Date	Hours Worked	Approved
1. _____	_____	_____
2. _____	_____	_____
3. _____	_____	_____
4. _____	_____	_____
5. _____	_____	_____
6. _____	_____	_____
7. _____	_____	_____
8. _____	_____	_____

5

Description: 1995 Year of Service Scorecard, 8.5" x 5.5"
Notes:

**Eight Hour Service Flap
CERTIFICATE OF AUTHENTICITY**

This patch is number

9

in a series of five hundred limited edition pocket flaps
issued by Tamegonit Lodge #147, Heart of America Council

1995 Lodge Chief

6

Description: Certificate of authenticity for an 1995 8-hour service flap
Notes: Front side is a color copy of the S32 flap.

**Fifty Hour Service Flap
CERTIFICATE OF AUTHENTICITY**

This patch is number

28

in a series of one hundred limited edition pocket flaps
issued by Tamegonit Lodge #147, Heart of America Council

David J. [Signature]
1995 Lodge Chief

*Jack Lewis
28*

7

Description: Certificate of authenticity for a 1995 50-hour service flap
Notes: Front side is a color copy of the S33 flap, scrap of paper included in the plastic bag that indicates the number of the flap, #28, and the recipient's name.

Camp Naish Endowment Patches Order Form



I want to contribute to the Camp Naish
Endowment Fund with a gift of:

- ☐ \$100 White Border Patch
- ☐ \$200 Silver Border Patch
- ☐ \$500 Gold Border Patch
- ☐ \$800 All Three Patches

- ☐ Please send information about gifts
through wills, trusts, and insurance.

Name: _____
(Please print)

Address: _____

City

State

Zip



The BE PREPARED Campaign

Strengthening Scouting's Future

Endowment Committee

Thomas A. McCullough, Co-Chairman
Charles W. "Bud" Keller, Co-Chairman
Alvin L. Brooks
Robert A. "Bob" Cunningham
Bruce E. Davis
John C. Davis
Terrence P. Dunn
Jerry P. Fogel
Lynn A. Harmon
Clifford W. Illig
W.W. "Nick" Kennedy
Robert A. Long
James R. McDowell
The Hon. Cordell D. Meeks, Jr.
John D. Novak
Ralph W. Rowe, Jr.
Carl E. Seaton
J. Philip Starr
Albert E. Stewart
William C. Tempel
Larry Wind III

Endowment Division Chairmen:

John D. Novak
Executive Committee

Clifford W. Illig
Executive Board

Joe Jack Merriman
Thomas A. McCullough
Charles W. "Bud" Keller
Leadership Gifts

John D. Hunkeler, M.D.
Major Gifts

Bruce E. Bower
Special Gifts

Richard F. "Dick" Schmidt
Districts

James W. Hayes
Theodore Naish Reservation

Warren W. "Nick" Kennedy
Mic-O-Say/H. Roe Bartle Reservation

September 14, 2000

Kory A. Lewis
8024 Tomahawk
Prairie Village, KS 66208

Dear Mr. Lewis:

On behalf of the Heart of America Council, Boy Scouts of America, I want to acknowledge and thank you for your September 12, 2000, \$300 contribution to the council's Naish Endowment. Your gift, has been placed in the council's Naish Endowment, and will generate income in perpetuity that will benefit current and future generations of Scouts who camp at this incredible facility.

In appreciation for your contribution to the Naish Endowment we want to recognize you with the Camp Naish Endowment Silver Mylar Border Patch listed in council records as #9. Also, you are receiving the Naish Endowment White Border Patched #23.

Again, thank you for all that your doing for Scouts and Scouting. Your efforts to increase the endowment supporting the Theodore Naish Scout Reservation will have a beneficial impact on current and future generations of Scouts.

Sincerely,

Mark J. Brayer
Director of Support Services

cc: Jim McDuff

(The Heart of America Council, BSA has not provided any goods or services in consideration, in whole or in part, for this contribution. Please keep this letter for tax planning purposes)

Heart of America Council • Boy Scouts of America • 10210 Holmes Road • Kansas City, MO 64131 • (816) 942-9333

9

Description: A letter acknowledging the author's contribution for one \$200 endowment flap and one \$100 endowment flap, 8.5" x 11"

Notes:



BOY SCOUTS OF AMERICA

Heart of America Council
10210 Holmes Rd.
Kansas City, MO 64131-4212
816-942-9333
www.hoac-bsa.org

December 31, 2001

Kory A. Lewis
807 W 48th Street
Kansas City, MO 64112

Dear Kory:

On behalf of the Heart of America Council, Boy Scouts of America, a Missouri not-for-profit corporation, I would like to thank you for your \$100.00 contribution to the Camp Naish Endowment Fund. Your gift, represented by check number 1044, has been placed in the fund. It will begin generating income in perpetuity that will benefit Camp Naish for years to come.

Enclosed please find your Camp Naish Endowment Lodge Flap with a white border. It recognizes your gift to the Camp Naish Endowment Fund.

Again, thank you for all you do for Scouts, Scouting, and Camp Naish. The number of Scouts that will benefit from your generous gift is incalculable.


Sincerely,

Jason M. Baxendale
Endowment Director

(The following statement was provided in accordance with the charitable substantiation requirements of the Omnibus Budget Reconciliation Act of 1993. The Heart of America Council, Boy Scouts of America has not provided any goods or services in consideration, in whole or in part, for this contribution.)



A United Way Agency



Description: Original artwork for first Tamegonit Lodge twill flap.
 Notes: Courtesy of Robert C. Baldwin.

TAMEGONIT LODGE 147



MAILING ADDRESS:
609 MINNESOTA AVE.
KANSAS CITY, KANSAS

May 23, 1957

Dear Candidate:

I am most happy to inform you of your selection as a Candidate for the Order of the Arrow. The Spring Conclave and Annual Initiation of new members is to be held May 31 and June 1 at Camp Naish. I ask that you report on Friday, May 31, before the hour of 5:30 P. M. to the Lodge Secretary in the Administration Building. The Conclave registration fee will be \$2.00, which will include the cost of your Saturday meals and the sash you will receive. It will be necessary for you to bring your bed roll (suitable for camping out under the stars on Friday evening) and some work clothes. I would suggest that you bring a sack lunch for Friday evening. The Conclave will be dismissed at approximately 10:00 on Saturday evening, June 1.

My most sincere congratulations on this high honor, and until our trails cross on the 31st of May, know me to be,

Netami Sakima

Netami Sakima
Lodge Chief
Order of the Arrow

P. S. All adult candidates (21 or over) should bring food for breakfast and lunch on Saturday.

Camp Theodore Naish

TWELVE MILES WEST OF KANSAS CITY ON HIGHWAY 32



Name _____ Date _____

Address _____

City/State/Zip _____

District/Chapter _____

1993 Tamegonit Lodge Participation Award

The Tamegonit Lodge Executive Committee has deemed it necessary to increase participation within the lodge. The result was the 1993 Participation Award. To earn the award simply attend activities equal to or exceeding 100 points.

Any blank may be signed by a lodge officer. The service blank may be signed by a ranger. The committee blank may be signed by the committee chairman for which you work. Chapter Chiefs may sign your unit elections team blank and chapter meeting blank. Good luck!

Arrowmen who earn the award will be recognized at the '94 Winter Banquet with a special patch.

Lodge Activities

'93 Winter Banquet (10) Tom Baker

Spring Conclave (10) _____

Fall Fellowship (10) _____

Summer Camp (Staff/Camper) (25) _____

Lodge Exec Comm Mtngs (5 ea) _____

Serve on lodge committee (10) _____

Costume @ ceremonies (5 a night) _____

Serve as Elangmat/Nimat (10 ea) _____

Workday (at least 4 hrs-10 ea) _____

Chapter Activities

Chptr/Rndtblt mtngs (5 ea) _____

Unit Elections (5 ea) _____

Section to National Activities

Section Conclave (15) _____

Nat. Leadr Sem (15 ea) _____

Nat. Jamboree (20) _____

Your Total Points

Total Required \geq 100 pts.



August 24, 1958

MAILING ADDRESS:
609 MINNESOTA AVE.
KANSAS CITY, KANSAS

Welcome Arrowmen!

The members of Tamegonit Lodge welcome you to Kaw Council and the 43rd Anniversary National Order of the Arrow Conference. We hope that your stay in our Council will be a pleasant one.

It is a great occasion when members of the Order of the Arrow gather together to renew their vows and rekindle their ardor for the high principles of the Boy Scouts of America.

The eyes of the world seem to be on youth and what we do in these few short hours together can go far in preparing us to lead out in our many communities to prove that youth is prepared for the complexities of these days.

If we, the members of the host Lodge, can be of service in making your stay at this conference more pleasant, we want to do it. We feel honored that you have chosen our Council in which to hold the conference and want you to remember it for a long time as a challenging experience.

The Administration of Kansas University is very interested in Scouting and their hospitality is evidence of this interest. We think you will be greatly impressed with the University and Lawrence community.

Cordially yours,

Don C. Baldwin
Netami Gegcyjumhet

A. Compton Reeves
Netami Sakima

Camp Theodore Naish

TWELVE MILES WEST OF KANSAS CITY ON HIGHWAY 32

Award Determination

OATR Representative _____

Twelve Month Camper Award _____

Arrowmen in Troop Registered _____

Essay Submitted _____

of Patches Needed _____

(for troop members who have not previously earned award).

Patches Received on _____

By _____

Other Comments:



Return completed application and essay to:

Heart of America Council, BSA
Program and Camping Dept
10210 Holmes Rd
Kansas City, MO 64131-4212
816.942.9333 or 800.776.110
Fax: 816.942.8086

Jerry Campbell Camping Award



BOY SCOUTS OF AMERICA

Sponsored by:
Tamegonit Lodge

Gerald "Jerry" Campbell

Jerry Campbell's Scouting experience began in 1968 in the Jayhawk Area Council's Pack 58. Jerry was active in Packs, Troops, Crews, Districts, and Councils in Topeka, Kansas, Seattle, Washington, Denver, Colorado, and here in the Kansas City area's Heart of America Council. He was always willing to work wherever and whenever he was needed.

Jerry took great pride in his Scouting responsibilities and duties. He was very active in Order of the Arrow. His dedication to the Theodore Naish Scout Reservation (home of Tamegonit Lodge) and the Heart of America Council's overall camping program including the Twelve Month Camper Award program, led the 2001 Lodge Executive Committee to make a special award in honor of Jerry.

This award is an emblem available to Boy Scout troops that meet the qualifications as detailed in this brochure. The patch will be presented to every member in the troop.

Requirement for this award must be completed during the calendar year (January-December).

1. OATR Representation

Representation by OATR or designed to at least 70% (7 out of 10) of monthly OA Chapter meetings. To be signed, and dated, by Chapter Chief.

January _____
February _____
March _____
April _____
May _____
June _____
September _____
October _____
November _____
December _____

2. Twelve Month Camper Award

Troop must have earned the Twelve Month Camper Award. Scoutmaster verification required.

Scoutmaster Signature _____ Date _____

3. Arrowman in Troop

All Arrowmen in Troop are currently registered with the Lodge. Committee Chair verification required.

Committee Chair Signature _____ Date _____

4. Cheerful Service Essay

A youth member of the Troop must submit a one-hundred word (minimum) essay on "How my Troop exhibits Brotherhood and Cheerful Service throughout the year." Essay should be attached to this award application.



Return completed application and essay to:

Heart of America Council, BSA
Program and Camping Dept
10210 Holmes Rd
Kansas City, MO 64131-4212
816.942.9333 or 800.776.110
Fax: 816.942.8086



The Tamegonit Lodge ConSOARvation Award



Throughout their history, the Boy Scouts of America have been amongst the leading conservationists and stewards of American Resources. In addition to service projects by countless scouts across the nation, the Boy Scouts of America have participated in National Service Projects such as Keep America Beautiful, ArrowCorps5 and Project SOAR to help Save Our American Resources.

In anticipation of the 2010 Centennial of the Boy Scouts of America, the Tamegonit Lodge Executive Committee established, in 2009, an annual award to recognize those individuals whose annual conservation efforts epitomize the enduring Boy Scout traditions expressed in The Outdoor Code.

The purpose of the Tamegonit Lodge ConSOARvation Award is to “recognize those who best exemplify” The Outdoor Code “in their daily lives, and by such recognition cause other campers to conduct themselves in such manner as to warrant recognition.” In order to encourage ConSOARvation, the lodge will establish a distinctive patch annually. The initial patch will depict the American Bison that William Hornaday sought to protect; the next three patches will portray the goose, beaver and fish from the Hornaday Award; while a SOARing Bald Eagle will commemorate the program’s 5th Anniversary coinciding with the Centennial of the Order of the Arrow.

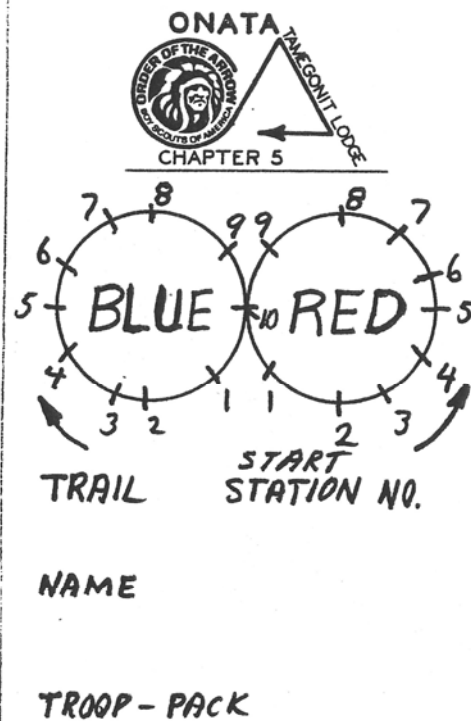
Stewards of American Resources can earn the Tamegonit Lodge ConSOARvation Award by completing any one of the following requirements:

1. Earn a World Conservation Award or Leave No Trace Award during the calendar year.
2. Earn any Individual Hornaday Conservation Award during the calendar year.
3. Actively contribute to a unit earning the Hornaday Unit Award during the calendar year.
4. Provide a total of at least 24 hours of effort toward Conservation during the calendar year in one or more of the categories listed for the William T. Hornaday Award for Distinguished Service to Conservation: Energy Conservation, Soil and Water Conservation, Fish and Wildlife Management, Forestry and Range Management, Air and Water Pollution Control, Resource Recovery (Recycling), Hazardous Material Disposal and Management and Invasive species control. At least 12 hours of effort must be related to learning and teaching others; and at least 12 hours of effort must be related to conservation projects.



THE GREAT ONATA
SKILL-O-RAMA
Stations/Requirements

1. COMPASS
4a,b,5a; pp.189-193 _____
2. MAP READING
3a,b,c; pp.186-188 _____
3. KNOTS
3a,b; pp.89-95 _____
4. LASHING
4a; pp.96-99 _____
5. FIRES
4a,b; pp.107-112 _____
6. TENTS
2b; pp.72-74 _____
7. BACKPACK
1; pp. 66 & 67 _____
8. TOTIN' CHIP
pp. 79-87 _____
9. FIRST AID
2a,b; pp.364-368 _____
10. COOKING
Foil Dinner p.126 _____



About the Author

Kory Lewis is an airport planner specializing in environmental documentation. He is a former Camp Naish staff member and Vigil Honor member of Tamegonit Lodge #147. He resides in Prairie Village, Kansas with his wife, Melinda, and three children.

He is looking for the following issues to make his collection “complete”:

C1 Dance Team Chenille
N1 Unit Election Team Neckerchief
R0.1 Rim Rock Trail
R0.2 Rim Rock Trail
R3 Order of the Arrow Troop Representative

He can be reached at **broadkawvalley@gmail.com** or by mail at:

Kory Lewis
4630 W. 70th Street
Prairie Village, Kansas 66208

How to Obtain Additional Copies of this book:

For information on how to obtain copies of this book visit:

<http://broadkawvalley.wordpress.com>

Future Editions

Please email the author at the above address if you wish to be made aware of any future editions of this book.